

Personal Protective Equipment (PPE) for COVID-19


COVID-19 is a [pandemic](#) of respiratory disease [spreading](#) from person to person caused by a novel (new) [coronavirus](#). The disease has been named “coronavirus disease 2019” (abbreviated “COVID-19”). This situation poses a serious [public health risk](#).



Safety is the Highest Priority

The safety of our patients and staff are the highest priority at Navicent Health. COVID-19 preparedness activities are taking place within our health system to address the current worldwide mission to contain and control this epidemic.

Universal masking precautions are an important part of this mission.



Universal Masking

At this time, employees, visitors, and patients will be asked to wear a mask while inside a building on any Navicent Health campus. .

The only exceptions include:

- health care professionals wearing N95 respirators (while providing care for presumed or known COVID-19 positive patients)
- intubated patients
- pediatric patients under the age of two



Universal Masking

Our teammates' ability to socially distance while interacting with patients and coworkers is limited, so implementing universal masking is an important step in protecting the health and safety of patients. This universal mask approach will serve to:

1. Protect our community should the healthcare worker or patient have pre-symptomatic or asymptomatic COVID-19 infection.
2. Protect our healthcare teammates should they come in close contact with an individual with a pre-symptomatic or mild COVID-19 infection, or someone who has symptoms that have not yet been recognized.



Success Requires Support from Everyone

To be successful, this new approach will require support from all of us across the healthcare system and require the following:

- ☐ Strict adherence to extended use/reuse of masks
- ☐ Strict adherence to hand hygiene
- ☐ Proper mask use and hygiene

100%

Different Types of Masks

Cloth face coverings are NOT the same as medical facemasks, surgical masks, or respirators worn by healthcare personnel, first responders, and workers in other industries (such as N95 respirators). These professionally-used masks and respirators are called personal protective equipment (PPE). Medical PPE and cloth face masks are not interchangeable.

Please read the CDC guidelines on the best design and fabrics to use for cloth face masks – design, fit, and fabric DO make a difference.

click: [CDC Cloth Face Mask Information](#)



Cloth masks are not fluid resistant, provide less protection for the teammate, and will quickly become contaminated. The most protective masks for you to wear are the hospital supplied masks as long as supply allows.

Fit

- Face coverings should:
 - fit snugly but comfortably against the side of the face
 - be secured with ties or ear loops
 - include multiple layers of fabric (if cloth)
 - allow for breathing without restriction
 - be able to be laundered and machine dried without damage or change to shape
 - cover both your nose and your mouth
- You should avoid manipulating/touching the mask while wearing it.
- The face cover is not a substitute for social distancing.
- You should still cover your mouth and nose with a tissue when you cough or sneeze or use the inside of your elbow.



Wearing and Removing Reusable Masks

Wearing Reusable Face Masks



Wash hands before putting on mask



Wear mask the same way each time: same side facing out



Mask needs to cover nose and mouth



Do not touch your mask while wearing it



If you touch your mask wash/sanitize hands immediately



Do not remove your mask to talk to others

Removing Reusable Face Masks



Do not use dirty masks, always wash between use




To remove mask take straps and pull forward



Wash hands before and after removing mask



Place mask in plastic bag until ready to wash




Wash mask with hot water and detergent, completely dry mask before reuse

Wearing and Removing Surgical Face Masks

To don (put on) mask

1. Perform hand hygiene, then grasp mask: Pinch an ear loop style mask at the ear loops or grasp a tie style mask by upper ties on surgical mask.
2. Place over face
 - For ear loop style mask: Secure ear loops behind the ears. Secure mask.
 - For tie style mask: Secure upper ties first, behind head. End by securing lower ties behind head.
 - Perform hand hygiene



Find the top side,
where the metal piece
or stiff edge is



Ensure the
colored-side faces
outwards



Place the metal
piece or stiff edge
over your nose



Cover your
mouth, nose,
and chin



Adjust the mask to your
face without leaving
gaps on the sides

Wearing and Removing Surgical Face Masks

To doff (remove) facemask:


1. Perform hand hygiene, then remove mask:

- Remove an ear loop style mask by holding the ear loops. The front is contaminated, so remove carefully
- Remove a tie style mask by untying lower ties first. Untie upper ties last. The front is contaminated, so remove carefully. Ensure ties do not fall into clean interior side of mask.


2. After removing facemask, visually inspect for contamination. If soiled, torn, or saturated it should be discarded. If the mask is NOT visibly soiled, damaged, or saturated, store in a brown paper bag. The bag should be labeled with your name on two sides, and labeled “front” and “back.” Insert the mask so the front of the mask faces the side of the bag labelled “front.”




Navicent Health Universal Masking Guidelines



All teammates working in inpatient units, ambulatory clinic spaces, and procedural areas will be required to wear a Navicent Health issued procedural/surgical face masks, at all times. An N95 mask along with face shield or PAPR should be worn for those teammates who are in the room during an aerosolizing procedure.



All teammates working in non-clinical settings, office spaces, and settings are asked to wear either a surgical mask or cloth mask while inside a building on any Navicent Health campus.



All patients and visitors will be required to don (put on) a mask upon entry to Navicent Health. These masks will be provided at various entrances across campus.

- *Even when wearing a mask, adhere to the same principles of social distancing when you are together in groups and at locations like break rooms and nursing stations.*
- *Masks may only be removed when eating or when in a solitary closed office area.*

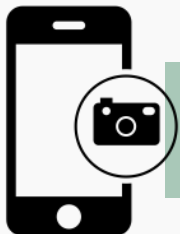
Questions or Concerns?

Navicent Health is committed to protecting you, the community, and our patients. And it requires your help!

If you have any questions about COVID-19, including proper PPE protocol, contact your manager or the appropriate person in your department for guidance and assistance.

If you have additional questions or concerns, please contact **Quality** at:

478-6333-1828



Consider taking a picture of this slide.
That way you can have it handy if needed.

http://w3.mccg.org/iota/certify_ppe_for_covid-19_response.asp